



Makita

HEAVY MACHINERY MAINTENANCE



makitalatinamerica



OVER 100 YEARS OF INNOVATION

Makita has been at the forefront of cutting-edge motor design for over a century, establishing itself as a pioneer in the realm of battery-powered tools. By offering industrial equipment and engineering accessories, Makita caters to the construction industry's demands, empowering professional users to enhance their productivity and meet high efficiency standards.

TECHNOLOGIES



BRUSHLESS MOTOR

Eliminates carbon brushes, enabling the BL™ Motor to run cooler and more efficiently for longer life and maximum performance



EXTREME PROTECTION TECHNOLOGY

XPT is a series of integrated seals engineered to channel away dust and water for increased durability in harsh conditions.



ANTI-VIBRATION TECHNOLOGY

AVT is a counterbalance system inside the tool that reduces vibration for user safety with no compromise in power and performance



AUTOMATIC TORQUE DRIVE TECHNOLOGY

Adjusts speed and torque for optimal performance, even in the most demanding applications.



ACTIVE FEEDBACK-SENSING TECHNOLOGY

Electronically turns off the motor if rotation of the attachment is suddenly forced to stop to minimise the effect of kick-back.



AUTO-START WIRELESS SYSTEM

Uses Bluetooth® technology for wireless power-on and power-off communication between the equipped tool and dust extractor.



DEEP AND EXACT CUTTING TECHNOLOGY

More cutting capacity and out-of-the-box accuracy for superior cutting performance.



SUPPRESSION OF MOTOR SPEED

Reduces RPM and vibration creating a more accurate starting for user convenience



SUPER JOINT SYSTEM

SJS is a mechanical clutch system that helps prevent motor and gear damage in grinders if the wheel is forced to a stop for safety and durability.



SUPER JOINT SYSTEM II

SJS II is a leaf spring and cam gear drive mechanism in grinders that is engineered to reduce vibration for increased user comfort during extended use.



Engineered to achieve the optimum power required for heavier load applications. These high-powered products are the one-battery solution to handle the most demanding jobs and environments.

MOST POWERFUL SYSTEM

OUTPOWER



OUTSMART



OUTLAST



40V_{MAX}



80V_{MAX}



**125+
PRODUCTS*
ONE SYSTEM**



ONE SYSTEM. ENDLESS POSSIBILITIES
Makita's Brushless Motor, battery technology, and enhanced communications work together to deliver maximum performance and efficiency for every trade

WORLD'S LARGEST 18V SYSTEM

LXT BATTERY
MORE RUN TIME




LXT RAPID CHARGER
FASTER CHARGING



BRUSHLESS MOTOR
LONGER MOTOR LIFE



STAR PROTECTION
COMPUTER CONTROLS
EFFICIENT POWER



18V



36V



**320+ PRODUCTS*
ONE SYSTEM**

DGP180

18V Grease Gun

69 MPA
(10,000 PSI)

MAX PRESSURE

290 ML/MIN
(10.0 OZ/MIN)

MAX FLOW RATE

**AUTO-SPEED
MODE**





Lock-on switch
for user convenience during
longer work periods

Grease Capacity

w/ Barrel A: Cartridge / Bulk: 410 / 455 g (14.5 / 16.0 oz)
w/ Barrel B: Cartridge / Bulk: 450 / 570 g (15.9 / 20.1 oz)
w/ Barrel C: Cartridge / Bulk: 500 / 570 g (17.6 / 20.1 oz)

Twin LED job light
with a separate switch that
helps locate hard to see
grease fittings in low light

Variable speed trigger
allows the user to adjust
discharge rate



Ejection of air
Eject the air before each
use and also when the
tool seems to work
improperly due to air

Pressure relief valve
grease comes out from
the pressure relief valve
to lower the internal
pressure

Two speed modes
Low and Auto-Speed
for better control


1.2m (47-1/4") Flexible hose
offers greater access for
difficult to reach fitting

ACCESSORIES

1916S5-1
47-1/4" Flexible Grease
Gun Hose with Coupler



1916S7-7
23-5/8" Flexible Grease
Gun Hose with Coupler



1911M9-1
Extension Pipe



191A76-5
Lock on Adaptor



191A77-3
Angle Adaptor



191A78-1
Coupler Set (3pk)



191W61-0
Adapter



TW001G

Improved fastening control and Brushless Motor delivers 1,510 ft.lbs. of Nut-Busting Torque and 1,330 ft.lbs. of Fastening Torque to out-power similar impact wrenches in heavy-load applications like agricultural and heavy machinery maintenance



XGT **BL** **XPT**
MOTOR

TW004G

40V Max 1/2" Impact Wrench

- **Max Torque: 350 N·m (260 ft.lbs.)**
- **Nut Busting Torque: 630 N·m (465 ft.lbs)**
- 0 - 1,000 / 1,800 / 2,600 / 3,200 RPM
- 0 - 1,800 / 2,600 / 3,400 / 4,000 IPM
- 3 forward and 3 reverse Auto-Stop modes for increased efficiency



XGT **BL** **XPT**
MOTOR

TW007G

40V Max 1/2" Impact Wrench

- **Max Torque: 760 N·m (540 ft.lbs.)**
- **Nut Busting Torque: 1,100 N·m (810 ft.lbs)**
- 0 - 600 / 1,200 / 1,900 / 2,300 RPM
- 0 - 1,200 / 1,900 / 2,700 / 2,900 IPM
- 3 forward and 3 reverse Auto-Stop modes for increased efficiency



XGT **BL** **XPT**
MOTOR

TW001G

40V Max 3/4" Impact Wrench

- **Max Torque: 1,800 N·m (1,330 ft.lbs.)**
- **Nut Busting Torque: 2,050 N·m (1,510 ft.lbs)**
- 0 - 950 / 1,150 / 1,400 / 1,800 RPM
- 0 - 1,900 / 2,200 / 2,400 / 2,500 IPM
- 3 forward and 3 reverse Auto-Stop modes for increased efficiency

**LXI XPT****DWR180****18V Ratchet Wrench**

- Max Torque: 47.5 N·m (420 in.lbs.)
- 0 - 800 RPM
- Improved handling in compact areas
- 3/8" / 1/4" Sq. Drive

**LXI BL MOTOR XPT****DTW180****18V 3/8" Impact Wrench**

- Max Torque: 180 N·m (130 ft.lbs.)
- Nut Busting Torque: 310 N·m (230 ft.lbs.)
- 0 - 1,300 / 2,400 RPM
- 0 - 2,000 / 3,600 IPM
- Reverse Rotation Auto Stop Mode

**LXI****DTW190****18V 1/2" Impact Wrench**

- Max Torque: 190 N·m (140 ft.lbs.)
- 0 - 2,300 RPM
- 0 - 3,000 IPM
- Ergonomically designed handle

**LXI BL MOTOR XPT****DTW181****18V 1/2" Impact Wrench**

- Max Torque: 210 N·m (155 ft.lbs.)
- Nut Busting Torque: 330 N·m (245 ft.lbs.)
- 0 - 1,300 / 2,400 RPM
- 0 - 2,000 / 3,600 IPM
- Reverse Rotation Auto Stop Mode

**LXI BL MOTOR XPT****DTW300****18V 1/2" Impact Wrench**

- Max Torque: 330 N·m (240 ft.lbs.)
- Nut Busting Torque: 580 N·m (430 ft.lbs.)
- 0 - 1,000 / 1,800 / 2,600 / 3,200 RPM
- 0 - 1,800 / 2,600 / 3,400 / 4,000 IPM
- F/R Auto Stop Mode

**LXI BL MOTOR XPT****DTW700****18V 1/2" Impact Wrench**

- Max Torque: 700 N·m (520 ft.lbs.)
- Nut Busting Torque: 1,000 N·m (740 ft.lbs.)
- 0 - 500 / 1,200 / 1,900 / 2,200 RPM
- 0 - 1,000 / 1,700 / 2,400 / 2,700 IPM
- F/R Auto Stop Mode

**LXI BL MOTOR****DTW1002****18V 1/2" Impact Wrench**

- Max Torque: 1,200 N·m (890 ft.lbs.)
- Nut Busting Torque: 1,600 N·m (1,180 ft.lbs.)
- 0 - 900 / 1,000 / 1,800 RPM
- 0 - 1,800 / 2,000 / 2,200 IPM
- Electronic 3 stage impact power selection

**LXI BL MOTOR****DTW1001****18V 3/4" Impact Wrench**

- Max Torque: 1,250 N·m (920 ft.lbs.)
- Nut Busting Torque: 1,700 N·m (1,250 ft.lbs.)
- 0 - 900 / 1,000 / 1,800 RPM
- 0 - 1,800 / 2,000 / 2,200 IPM
- Electronic 3 stage impact power selection

**DTW700**

This impact wrench combines extended run time and speed control for unmatched fastening performance and features 3 forward and 3 reverse Auto-Stop modes for increased efficiency



TW0350

1/2" Impact Wrench

- Max Torque: 350 N·m (260 ft.lbs.)
- 400W / 3.5 AMP
- 2,000 RPM
- 2,000 IPM



6906

3/4" Impact Wrench

- Max Torque: 588 N·m (441 ft.lbs.)
- 850W / 9.0 AMP
- 1,700 RPM
- 1,600 IPM



TW1000

1" Impact Wrench


- Max Torque: 1,000 N·m (738 ft.lbs.)
- 1,200W / 12 AMP
- 1,400 RPM
- 1,500 IPM

ACCESSORIES

IMPACT WRENCHES




A-96235
3/8" Deep Well SAE
Impact Socket
1/2" Drive




A-96241
7/16" Deep Well SAE
Impact Socket
1/2" Drive




A-96257
1/2" Deep Well SAE
Impact Socket
1/2" Drive



A-96263
9/16" Deep Well SAE
Impact Socket
1/2" Drive



A-96279
5/8" Deep Well SAE
Impact Socket
1/2" Drive




A-96291
3/4" Deep Well SAE
Impact Socket
1/2" Drive



A-99546
3/8" Deep Well SAE
Impact Socket
3/8" Drive



A-99568
1/2" Deep Well SAE
Impact Socket
3/8" Drive



A-99580
5/8" Deep Well SAE
Impact Socket
3/8" Drive


XGT
XPT

MP001G

40V Max Inflator

- 1,110 kPa (161 PSI)
- Three speed settings
- High visibility pressure gauge display
- Auto-stop function


LXT
XPT

DMP181

18V Inflator

- 1,110 kPa (161 PSI)
- Three speed settings
- High visibility pressure gauge display
- Auto-stop function



HIGH WASHING PERFORMANCE FOR AGRICULTURAL MACHINERY

DHW080

LXT **X2**
18V 36V

36V High Pressure Washer

- Delivers up to 800 W (.80kW)
- Max pressure: 8 MPa (1,160.3 PSI)
- 2-pressure selection: 3.0 - 5.5 MPa (435 - 798 PSI).
- Water flow: 240 - 330 L/H.
- Self-priming function
- 50L tank capacity


**POWERED
BY 2X LXT
18V
BATTERIES**

**EASY TO
TRANSPORT**

**MULTI
FUNCTION
STORAGE
CASE**

XGT
BL
MOTOR

AS001G

40V Dust Blower

- 4 stage air volume
- **447 MPH and 39 CFM**
- Includes a variety of tip nozzles



DAS180

18V Dust Blower

- 4 stage air volume
- **447 MPH and 35 CFM**
- Includes a variety of tip nozzles


XGT **BL**
MOTOR

UB001G

40V Blower

- **565 CFM and 143 MPH**
- Cruise control lever
- More powerful than a 24.5cc gas blower


LXT **BL** **XPT**
MOTOR

DUB184

18V Blower

- **459 CFM and 116 MPH**
- Cruise control lever
- Better tool balance



UB1103

Blower and Vacuum

- **145 CFM and 203 MPH**
- Quickly converts to a vacuum
- 600W / 6.8 AMP



XGT
BL MOTOR XPT AFT (BRAKE)

GA004G

40V Max Angle Grinder

- 115 mm (4-1/2")
- 8,500 RPM
- Slide switch



XGT
BL MOTOR XPT AFT (BRAKE)

GA012G

40V Max Angle Grinder

- 115 mm (4-1/2")
- 8,500 RPM
- Paddle switch



XGT
BL MOTOR XPT AFT (BRAKE) AWS

GA022G

40V Max Angle Grinder

- 115 mm (4-1/2")
- Variable Speed 3,000 - 8,500 RPM
- Slide switch



XGT
BL MOTOR XPT AFT AWS

GA025G

40V Max Angle Grinder

- 115 mm (4-1/2")
- Variable Speed 3,000 - 8,500 RPM
- Slide switch



XGT
BL MOTOR XPT AFT (BRAKE) AWS

GA028G

40V Max Angle Grinder

- 115 mm (4-1/2")
- Variable Speed 3,000 - 8,500 RPM
- Paddle switch



XGT
BL MOTOR XPT AFT AWS

GA031G

40V Max Angle Grinder

- 115 mm (4-1/2")
- Variable Speed 3,000 - 8,500 RPM
- Paddle switch



XGT
BL MOTOR XPT AFT (BRAKE)

GA049G

40V Max Angle Grinder

- 115 mm (4-1/2")
- 11,000 RPM
- Paddle switch



XGT
BL MOTOR XPT AFT (BRAKE) AWS

GA037G

40V Max Angle Grinder

- 180 mm (7")
- 7,800 RPM
- Large Trigger Switch



XGT
BL MOTOR XPT AFT (BRAKE) AWS

GA038G

40V Max Angle Grinder

- 230 mm (9")
- 6,600 RPM
- Large Trigger Switch



LXT

BL MOTOR XPT AFT ADT

DGA454

18V Angle Grinder

- 115 mm (4-1/2")
- 8,500 RPM
- **Slide switch**



LXT

BL MOTOR XPT AFT ADT

DGA455

18V Angle Grinder

- 115 mm (4-1/2")
- 8,500 RPM
- **Paddle switch**



LXT

BL MOTOR XPT AFT ADT AWS

DGA462

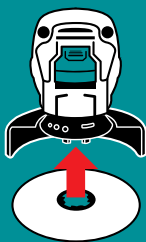
18V Angle Grinder

- 115 mm (4-1/2")
- Variable Speed 3,000 - 8,500 RPM
- **Slide switch**

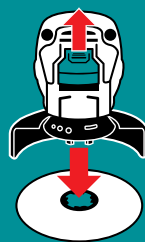
XLOCK ^{UP TO} 5X FASTER ACCESSORY CHANGES



PRE-INSTALLATION
Pull lever all the way back to unlock



CLICK-MOUNT
Push wheel to attach



QUICK RELEASE
Pull lever up to release wheel



LXT

BL MOTOR XPT AFT (BRAKE) ADT

DGA469

18V X-LOCK Angle Grinder

- 115 mm (4-1/2")
- Variable Speed 3,000 - 8,500 RPM
- **Paddle switch**



LXT

BL MOTOR XPT AFT (BRAKE) ADT

DGA506

18V Angle Grinder

- 125 mm (5")
- 8,500 RPM
- **Slide switch**



LXT

BL MOTOR XPT AFT AWS (BRAKE) ADT

DGA518

18V Angle Grinder

- 125 mm (5")
- Variable Speed 3,000 - 8,500 RPM
- **Paddle switch**

**GA4530****4-1/2" Angle Grinder**

- 720W / 6.0 AMP
- 11,000 RPM
- Slide switch

**GA4534****4-1/2" Angle Grinder**

- 720W / 6.0 AMP
- 11,000 RPM
- Paddle switch

**9557HNG****4-1/2" Angle Grinder**

- 840W / 7.5 AMP
- 11,000 RPM
- Slide switch

**9557HPG****4-1/2" Angle Grinder**

- 840W / 7.5 AMP
- 11,000 RPM
- Paddle switch

**9564CV****4-1/2" Angle Grinder**

- 1,400W / 12 AMP
- Variable Speed
- 2,800-10,500 RPM
- Slide switch

**GA4550****4-1/2" Angle Grinder**

- 1,300W / 11 AMP
- 11,000 RPM
- Slide switch

**SJSII (BRAKE) AFT****GA4591****4-1/2" Angle Grinder**

- 1,900W / 15 AMP
- Variable Speed
- 2,800 - 11,500 RPM
- Slide switch

**SJSII AFT****GA4592****4-1/2" Angle Grinder**

- 1,900W / 15 AMP
- 11,500 RPM
- Slide switch

**SJSII (BRAKE) AFT****GA4593****4-1/2" Angle Grinder**

- 1,900W / 15 AMP
- Variable Speed
- 2,800 - 11,500 RPM
- Paddle switch

**SJSII AFT****GA4595****4-1/2" Angle Grinder**

- 1,900W / 15 AMP
- 11,500 RPM
- Paddle switch

**GA5020****5" Angle Grinder**

- 1,050W / 10.5 AMP
- 11,000 RPM
- Trigger switch

**GA5021C****5" Angle Grinder**

- 1,450W / 12.5 AMP
- 11,000 RPM
- Large trigger switch

**GA7082****7" Angle Grinder**

- 2,700W / 15 AMP
- 8,500 RPM
- Large trigger switch

**Rotatable Handle****GA7080****7" Angle Grinder**

- 2,700W / 15 AMP
- 8,500 RPM
- Large trigger switch

**(BRAKE) AFT Rotatable Handle****GA7070****7" Angle Grinder**

- 2,800W / 15 AMP
- 8,500 RPM
- Large trigger switch

**GA9082****9" Angle Grinder**

- 2,700W / 15 AMP
- 6,600 RPM
- Large trigger switch

**GA9080****9" Angle Grinder**

- 2,700W / 15 AMP
- 6,600 RPM
- Large trigger switch

Rotatable Handle**GA9070****9" Angle Grinder**

- 2,800W / 15 AMP
- 6,600 RPM
- Large trigger switch

Rotatable Handle

ACCESSORIES

ANGLE GRINDERS



THIN CUT-OFF DISCS

E-03034
4-1/2"
(115mm)
Grain A60U-BF

E-13758
7"
(180mm)
Grain A60U-BF

E-13764
9"
(230mm)
Grain A60U-BF



DEPRESSED CUT-OFF DISCS

B-64587
4-1/2"
(115mm)
Grain A60T-BF

B-64602
7"
(180mm)
Grain A60T-BF

B-64618
9"
(230mm)
Grain A60T-BF



ABRASIVE GRINDING DISCS

B-56378
4-1/2"
(115mm)
Grain AZ24N-BF

B-56415
7"
(180mm)
Grain AZ24N-BF



FLAP DISCS

D-53724
4-1/2"
(115mm)
Grain Z40

D-53730
4-1/2"
(115mm)
Grain Z60

D-53746
4-1/2"
(115mm)
Grain Z80



FLAP DISCS

D-63834
7"
(180mm)
Grain Z60

D-63840
7"
(180mm)
Grain Z80



PREMIUM ABRASIVE GRINDING DISC

- > Aggressive composition for faster material removal.
- > Longer life.
- > Triple mesh high quality reinforcement

A-80640
4-1/2"
(115mm)
Grain
WA36N-BF

A-95962
5"
(125mm)
Grain
WA36N-BF

A-80880
7"
(180mm)
Grain
WA36O-BF

A-80896
9"
(230mm)
Grain
WA36O-BF



LXT **BL** MOTOR

DBS180

18V Belt Sander

- 9 mm x 533 mm (3/8" x 21")
- Variable speed: 600 - 1,700 m/min
- Sanding arm pivots up to 160° for compact storage



LXT

DGD800

18V Die Grinder

- 8 mm (1/4")
- 26,000 RPM
- Compact barrel grip design

XGT **BL** MOTOR **XPT** (BRAKE)

UP TO
2X FASTER
CUTTING PERFORMANCE

CS002G

40V Metal Cutting Saw

- 185 mm (7-1/4")
- 3,500 RPM
- Electric brake for maximum productivity
- Can handle various metal materials including pipe, stud, channel, strut, conduit, angle, square tubing, sheet metal, and more



ACCESSORIES



E-12815
45T Carbide-Tipped
Max Efficiency Saw
Blade



E-12821
60T Carbide-Tipped
Max Efficiency Saw
Blade



LXT (BRAKE)

DCS552

18V Metal Cutting Saw

- 136 mm (5-3/8")
- 3,600 RPM
- Transparent chip collector box



LXT **BL** MOTOR **XPT** (BRAKE) **ADT**

DCS553

18V Metal Cutting Saw

- 150 mm (5-7/8")
- 4,200 RPM
- Transparent chip collector box



9032

Belt Sander

- 9 mm x 533 mm (3/8" x 21")
- 500W / 4.4 AMP
- Variable speed: 300 - 1,700 m/min (980 - 5,600 ft/min)



4131

Metal Cutter

- 185 mm (7-1/4")
- 1,100W / 13 AMP
- 3,500 RPM

ACCESSORIES



A-93815
36T CERMET Tipped
Saw Blade



A-93821
38T Carbide-Tipped
Saw Blade



LW1401

Portable Cut-off

- 355 mm (14")
- 2,200W / 15 AMP
- 3,800 RPM
- Adjustable spark guard



LC1230

Metal cutting saw

- 305 mm (12")
- 1,750W / 15 AMP
- 1,300 RPM
- Quick release vise

ACCESSORIES



B-57607-25 (25pk)
14" Dual Layer
Cut-off wheel
For LW1401



A-90897
12" 60CT
Dry Cut Saw Blade
For LC1230



JR3051TK

Recipro saw

- 30 mm (1-3/16")
- 1,200W / 12 AMP
- 0 - 3,000 SPM
- "Tool-less" blade change



JR3070CT

Recipro saw

- 32 mm (1-1/4")
- 1,510W / 15 AMP
- 0 - 2,800 SPM
- 2X less vibration

ACCESSORIES



723069-A-5 (5pk)
9" Metal Cutting
Recipro Saw Blade



TD001G

Outpowering other impact drivers in heavy-load applications. The TD001G features an ultra-smooth variable speed trigger that provides optimum control and a one-touch 4-speed power selector button under the chuck allowing users to adjust speed easily.



XGT **BL** **MOTOR** **XPT** **AFT** HP001G

40V Max 1/2" Hammer Drill

- **Max Torque: 125 N·m (1,100 in.lbs.)**
- 0 - 650 / 0 - 2,600 RPM
- 0 - 9,750 / 0 - 39,000 IPM
- Electronic digital clutch (41 settings in low speed, 21 settings in high speed)



XGT **BL** **MOTOR** **XPT** HP002G

40V Max 1/2" Hammer Drill

- **Max Torque: 65 N·m (580 in.lbs.)**
- 0 - 600 / 0 - 2,200 RPM
- 0 - 9,000 / 0 - 33,000 IPM
- Engineered for maximum job site durability



XGT **BL** **MOTOR** **XPT** TD001G

40V Max 1/4" Impact Driver

- **Max Torque: 220 N·m (1,950 in.lbs.)**
- 0 - 1,100 / 2,100 / 3,200 / 3,700 RPM
- 0 - 1,100 / 2,600 / 3,600 / 4,400 IPM
- Two T-modes and Assist Mode (A-mode helps eliminate "screw cam-out" and "cross threading")



XGT **BL** **MOTOR** **XPT** TD003G

40V Max 1/4" Impact Driver

- **Max Torque: 210 N·m (1,860 in.lbs.)**
- 0 - 1,100 / 2,100 / 3,200 / 3,700 RPM
- 0 - 1,400 / 2,600 / 3,600 / 4,100 IPM
- Tightening Mode (T-mode) for faster tightening of self-drilling screws

LXT[®]

MOST POWERFUL DRILL

BL MOTOR XPT

DHP486

18V 1/2" Hammer Drill

- **Max Torque: 125 N·m (1,100 in.lbs.)**
- 0 - 550 / 0 - 2,100 RPM
- 0 - 8,250 / 0 - 31,500 IPM
- More compact and ergonomic design



21 CLUTCH SETTINGS AND DRILL MODE



2-SPEED TRANSMISSION



LXT BL MOTOR XPT

DHP489

18V 1/2" Hammer Drill

- **Max Torque: 110 N·m (970 in.lbs.)**
- 0 - 550 / 0 - 1,800 RPM
- 0 - 8,250 / 0 - 27,000 IPM
- BL Motor for longer run time, increased power and speed



LXT XPT

DHP458

18V 1/2" Hammer Drill

- Makita-Built 4-Pole Motor delivers **84 N·m (750 in.lbs.) of Max Torque**
- 0 - 400 / 0 - 2,000 RPM
- 0 - 6,000 / 0 - 30,000 IPM



LXT BL MOTOR XPT

DHP484

18V 1/2" Hammer Drill

- **Max Torque: 60 N·m (530 in.lbs.)**
- 0 - 500 / 0 - 2,000 RPM
- 0 - 7,500 / 0 - 30,000 IPM
- BL™ Motor to run cooler and more efficiently for longer life



LXT BL MOTOR XPT

DTD172

18V 1/4" Impact Driver

- **Max Torque: 180 N·m (1,590 in.lbs.)**
- 0 - 1,100 / 2,100 / 3,200 / 3,600 RPM
- 0 - 1,100 / 2,600 / 3,600 / 3,800 IPM
- Assist Mode and two Tightening Modes



HP1630

13 mm (1/2") Hammer Drill

- 710W / 6.0 AMP
- 0 - 3,200 RPM
- 0 - 48,000 BPM



HP2050H

13 mm (1/2") Hammer Drill

- 720W / 6.6 AMP
- 0 - 1,200 / 0 - 2,900 RPM
- 0 - 24,000 / 0 - 58,000 IPM



HP2070

13 mm (1/2") Hammer Drill

- 1,010W / 8.2 AMP
- 0 - 1,200 / 0 - 2,900 RPM
- 0 - 24,000 / 0 - 58,000 IPM



DS4012

1/2" Spade Handle Drill

- 750W / 8.5 AMP
- 0 - 600 RPM
- D-handle rotates 360°



HB350

1-3/8" Magnetic Drill

- 1,050W / 10 AMP
- Magnetic clamping force: 8,000N
- 850 RPM



HB500

2" Magnetic Drill

- 1,150W / 11.0 AMP
- Magnetic clamping force: 9,300N
- 350 / 650 RPM

ACCESSORIES

DRILLING



HSS-COBALT DRILL BITS

- D-22589 5/32" x 3-1/8"
- D-22604 3/16" x 3-1/2"
- D-22648 1/4" x 4"
- D-22800 1/2" x 6"




ANNULAR CUTTERS

- US1/2X2 1/2" x 2"
- US1X2 1" x 2"
- US5/8X1 5/8" x 1"
- US5/8X2 5/8" x 2"
- US3/4X1 3/4" x 1"
- US3/4X2 3/4" x 2"
- US7/8X1 7/8" x 1"
- US7/8X2 7/8" x 2"



HSS CUTTER PILOTS

- PILOTL 2" x 9/16"
- PILOTS 1" x 9/16"



DRILL CHUCK

- CHUC05 For magnetic drills



ML007G

Delivers bright illumination, versatility, and convenience. Features a 90° pivoting head and 4-mode operation: Spot, Flood, Spot/Flood, and Strobe

XGT
XPT



ML006G

40V Max L.E.D. Flashlight

- 500 lm (High), 250 lm (Med), 100 lm (Low)
- Illuminance at 50cm: 800 / 400 / 180 lx
- Pivoting head with 7 positive stops

XGT
XPT



ML002G

40V Max L.E.D. Lantern/Flashlight

- 710 lm (360°), 340 lm (180°), 130 lm (flashlight)
- Illuminance at 50cm: 1,900 / 340 (360°) / 310 (180°) lx
- Built-in USB port for charging devices

XGT
XPT



ML007G

40V Max L.E.D. Flashlight

- 600 lm (Spot), 1,000 lm (Flood), 1,250 lm (Spot/Flood), 1,200 lm (Strobe)
- Illuminance at 1mt: 82,000 / 520 / 60,000 lx
- High brightness neutral white

XGT



ML005G

40V Max L.E.D. Work Light

- 3,600 lm (High), 1,800 lm (Medium), 900 lm (Low)
- Illuminance at 1mt: 2,100 / 1,000 / 500 lx
- Dust / water-resistant construction (IP65 rated)
- Easily adjustable knobs

XGT



ML009G

40V Max L.E.D. Work Light

- 10,000 lm (High), 4,000 lm (Medium), 2,000 lm (Low)
- Illuminance at 1mt: 4,300 / 1,900 / 1,000 lx
- Dust / water-resistant construction (IP65 rated)
- Easily adjustable knobs

LXT**DML816X****18V L.E.D. Flashlight**

- 500 lm (High), 250 lm (Med), 100 lm (Low)
- Illuminance at 50cm: 800 / 400 / 180 lx
- Pivoting head with 7 positive stops

LXT**DML806****18V L.E.D. Flashlight**

- 620 lm (360°), 310 lm (180°), 90 lm (flashlight)
- Illuminance at 50cm: 280 - 310 lx
- Compact and ergonomic design

LXT
XPT**DML812****18V L.E.D. Flashlight**

- 600 lm (Spot), 1,000 lm (Flood), 1,250 lm (Spot/Flood), 1,200 lm (Strobe)
- Illuminance at 1mt: 71,000 / 520 / 51,000 lx
- 90° pivoting head

**LXT** **XPT****DML805****18V Cordless/Corded L.E.D. Work Light**

- 750 lm (High), 450 lm (Low)
- Illuminance at 1mt: 300 / 200 lx
- Battery or corded operation
- Easily adjustable knobs

LXT**DML814****18V L.E.D. Tower Work Light**


- 3,000 lm, 1,700 lm, 900 lm
- Illuminance at 1mt: 1,250 / 750 / 400 lx
- Extends to an overall height of 2,240mm (7-1/4 ft)

LXT 18V → 18V → 36V**DML810****36V Upright L.E.D. Area Light**

- 5,500 lm (High), 3,000 lm (Med), 1,500 lm (Low)
- Illuminance at 1mt: 550 / 300 / 150 lx
- Self-righting design

ACCESSORIES**LIGHTING****GM00001381**

Tripod for DML805

**GM00002073**Tripod for DML809 / DML811
/ ML005G / ML009G



SAFETY

Safety always comes first. Our gloves guarantee the best performance and comfort for repair work, maintenance and heavy machinery operation.



FitKnit™ Cut Level 1 Nitrile Coated Dipped Gloves

High abrasion resistance for increased performance

T-04117 (Small/Medium) / **T-04123** (Large/X-Large)



Open Cuff Flex Protection Utility Work Gloves

High dexterity for flexibility, easy movement, and better control

T-04151 (Medium) / **T-04167** (Large) / **T-04173** (X-Large)



Advanced Impact Demolition Gloves

Up to 20% more thermoplastic rubber (TPR) for increased impact protection

T-04248 (Medium) / **T-04254** (Large) / **T-04260** (X-Large)



BATTERIES & CHARGERS



**2X LONGER
RUN TIME**

COMPACT SIZE

LONGER RUN TIME

2.0Ah Battery
191L29-0
BL4020

2.5Ah Battery
191B36-3
BL4025

4.0Ah Battery
191B26-6
BL4040

4.0Ah Battery
1910N6-8
BL4040F

5.0Ah Battery
191L47-8
BL4050F

8.0Ah Battery
191X65-8
BL4080F



DC40RC
Standard Charger
191M85-6 (120V) / 191M90-3 (240V)



DC40RA
Rapid Charger
191F37-5 (120V) / 191E07-8 (240V)



DC40RB
Dual Port Charger
191N04-8 (120V) / 191N09-8 (240V)

COMPATIBILITY

ADP10 (191C09-2)



Adapts 40V max XGT
chargers to charge 18V
LXT batteries



BATTERIES & CHARGERS



FASTER CHARGE TIME

HIGHEST OUTPUT

1.5Ah Battery
196235-0
BL1815N

2.0Ah Battery
197254-9
BL1820B

3.0Ah Battery
197599-5
BL1830B

4.0Ah Battery
197267-0
BL1840B

5.0Ah Battery
197280-8
BL1850B

6.0Ah Battery
632F69-8
BL1860B



DC18SD
Standard Charger
630567-0 (120V) / 630570-1 (240V)



DC18RC
Rapid Charger
196433-6 (120V) / 195584-2 (220V)



DC18SE
Automotive Charger
194618-8



DC18RD
Dual Port Charger
196963-7 (120V) / 196933-6 (220V)



DC18SF
4-Port Charger
196426-3

Makita



SCAN ME

