



Cordless Chain Saw
DUC303 / DUC353 / DUC400
300mm (12") / 350mm (14") / 400mm (16")



High Power & High Speed Chain

Efficiency equivalent to 30mL class engine chain saw



CORDLESS CHAIN SAW for PROFESSIONAL

Photo: DUC353



Outer Rotor Brushless
Motor direct-drive



Cutting power similar to 30mL class engine Chain S

High operating efficiency

Outer Rotor Brushless Motor direct-drive system provides high operating efficiency.

High operability

Chain brake and Variable speed trigger switch provide high operability equivalent to engine chain saw.

Soft grip
for non-skid operation



SLIM & COMPACT BODY


Lock-off lever



Main power switch



Metal spike bar



Variable speed trigger switch



Battery capacity warning lamp



Adjustable automatic chain lubrication



aw

BL MOTOR



Powered by two 18V Li-ion batteries in series



Front-hand-guard-activated chain brake



XPT

EXTREME PROTECTION TECHNOLOGY

Metal chain catcher



Chain oil level window



Tool-less saw chain tension adjustment

Extendable lever

- allows for:
 - Easier saw chain tightening
 - Higher tightening torque
- can be quickly retracted at any angle.
- reduces the area projecting from Sprocket cover.

Dial for easier saw chain tension adjustment



Constant speed control

- minimizes reduction in rotation speed under load, keeping operation efficiency.
- Lowers noise under no load.



Photo: DUC353

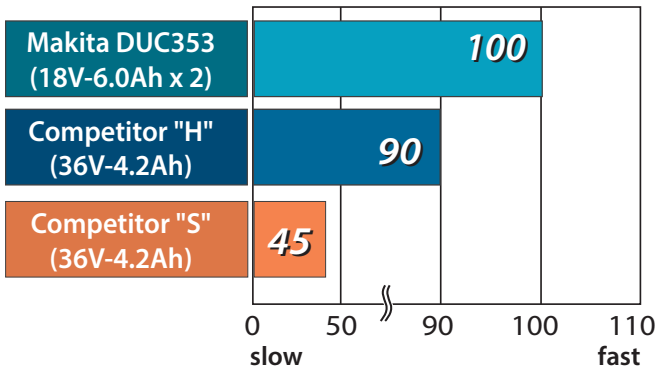
300mm (12") DUC303
 350mm (14") DUC353
 400mm (16") DUC400

Cutting Performance

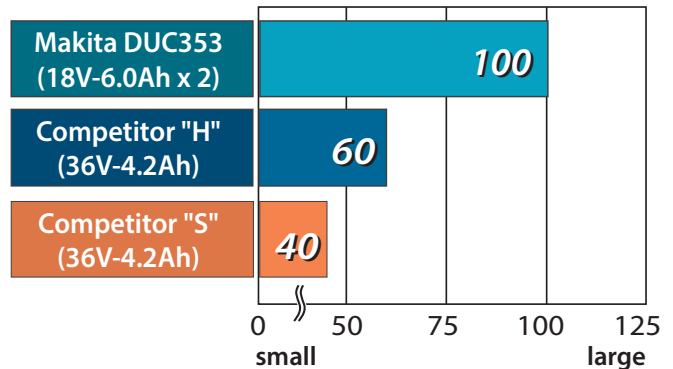
Note: 1. The test results depend to a great extent on the hardness of materials, etc.

2. Numbers in the charts below are relative values when the capacities of Makita DUC353(90PX) is indexed at 100.

Work efficiency



Work amount



Accessories

Guide Bar / Saw Chain / Guide Bar Cover

Cutter type: MC : Micro chisel, CC: Chamfer chisel

*Carving bar **Sprocket nose bar (Micro-Lite)




Guide Bar		Saw Chain						Bar Cover Part No.	File diameter		Drive Sprocket	
Bar length	Part No.	No. of drive links	gauge	pitch	Cutter type	Saw Chain Part No.	1st half of top plate		2nd half of top plate	pitch/ No. of teeth	Part No.	
25cm/10"	*168407-7	60	1.3mm/.050"	1/4"	25AP	MC	194098-8	452093-7	4.0mm	4.0mm	1/4" / 9	198259-2
30cm/12"	**165245-8	46	1.1mm/.043"	3/8"	90PX	CC	196740-7	419288-5	4.5mm	4.0mm	3/8" / 6	221464-7
30cm/12"	165200-0	46	1.3mm/.050"	3/8"	91PX	CC	196211-4	419288-5	4.0mm	4.0mm	3/8" / 6	221464-7
35cm/14"	**165246-6	52	1.1mm/.043"	3/8"	90PX	CC	196741-5	419288-5	4.5mm	4.0mm	3/8" / 6	221464-7
35cm/14"	165201-8	52	1.3mm/.050"	3/8"	91PX	CC	196212-2	419288-5	4.0mm	4.0mm	3/8" / 6	221464-7
40cm/16"	**165247-4	56	1.1mm/.043"	3/8"	90PX	CC	196742-3	419242-9	4.5mm	4.0mm	3/8" / 6	221464-7
40cm/16"	165202-6	56	1.3mm/.050"	3/8"	91PX	CC	196213-0	419242-9	4.0mm	4.0mm	3/8" / 6	221464-7

Depth gauge jointer, File handle & Flat file



Depth gauge jointer	File handle	Flat file
Part No.	Part No.	Part No.
953 100 090	953 004 010	953 003 060

File and File holder



Size	Saw chain type	File	File and File holder
		Part No.	Part No.
4mm	25AP, 91PX, 91VLX	953 003 090	953 030 010
4.5mm	90PX	953 003 100	953 030 020

Chain oil & BIOTOP Chain oil



Chain oil		BIOTOP Chain oil	
Size	Part No.	Size	Part No.
100ml	182229-1	1L	980 008 610
1L	988 002 656	5L	980 008 611
5L	988 002 658		

Cordless Chain Saw

DUC303 / DUC353 / DUC400 300 mm (12") / 350 mm (14") / 400 mm (16")

Guide Bar Length	DUC303: 300 mm (12") / DUC353: 350 mm (14") / DUC400: 400 mm (16")
Chain Pitch / Chain Gauge	9.5 mm (3/8") / 1.1 / 1.3 mm (.043" / .050")
Chain Speed	0 - 20 m/s (0 - 1,200 m/min)
Chain Oil Tank Volume	200 mL
Sound Pressure Level	87.7 dB(A)
Sound Power Level	100.4 dB(A)
Vibration Level	Cutting Wood: 5.3 m/s ²
Dimensions (L x W x H)	DUC303: 723x215x235mm (28-1/2"x8-1/2"x9-1/4") DUC353: 773x215x235mm (30-1/2"x8-1/2"x9-1/4") DUC400: 818x215x235mm (32-1/4"x8-1/2"x9-1/4")
Net weight	DUC303: BL1815N: 4.6 kg (10.2 lbs) BL1860B: 5.1 kg (11.3 lbs) DUC353: BL1815N: 4.7 kg (10.4 lbs) BL1860B: 5.3 kg (11.7 lbs) DUC400: BL1815N: 4.9 kg (10.7 lbs), BL1860B: 5.4 kg (11.8 lbs)

- Variable Speed
- Brake
- Constant Speed

- Automatic Oiling
- Chain Brake

Standard Equipment :

Saw Chain, Guide Bar, Guide Bar Cover, Chain oil 100mL (country-specific), Battery, Charger

weight according to EPTA-Procedure 01/ver.2.1

Items of standard equipment and specifications may vary by country or area.

Makita Corporation

3-11-8 Sumiyoshi-cho, Anjo, Aichi, 446-8502 Japan

PRINTED IN JAPAN 201609