



Cordless Lawn Mower

DLM538 / DLM539 530 mm (21")
DLM480 / DLM481 480 mm (18-7/8")




Mowing area with BL1860B x2

Push-Drive DLM538 / DLM539 DLM480 / DLM481	Self-Propelled 3.6km/h DLM539 700 m ² DLM481 650 m ²
800 m²	



* These models are not compatible with Portable Power Pack (PDC1200, PDC01) / Only rear handle type chainsaws are compatible
 ** Not compatible with Portable Power Pack (PDC1200)

Accessories



Blade

Model: DLM538 / DLM539
 Size: 530mm
 Part No. 191V96-5
 191Y65-4*

Model: DLM480 / DLM481
 Size: 480mm
 Part No. 191V97-3
 191Y64-6*

*For Mulching

Charging Time

18V LITHIUM-ION	Fast Charging		
	DC18RC	DC18RD	DC18SD
BL1815N 1.5Ah	15 min		30 min
BL1820B 2.0Ah	24 min		45 min
BL1830B 3.0Ah	22 min		60 min
BL1840B 4.0Ah	36 min		90 min
BL1850B 5.0Ah	45 min		110 min
BL1860B 6.0Ah	55 min		130 min

Cordless Lawn Mower

DLM538 / DLM539 530 mm (21") **DLM480 / DLM481** 480 mm (18-7/8")

	DLM538 / DLM539	DLM480 / DLM481
Brake	Yes	Yes
Soft Start	Yes	Yes
Cutting Width	534 mm (21")	480 mm (18-7/8")
Cutting Height	20 - 100 mm (13/16 - 3-15/16")	20 - 100 mm (13/16 - 3-15/16")
No Load Speed (RPM)	3,000	3,100
Propelling Speed	DLM538: - / DLM539: 2.5 - 5.0 km/h	DLM480: - / DLM481: 2.5 - 5.0 km/h
Continuous Use (min.)	w/ BL1860B x2, Self-Propelled: DLM538: - / DLM539: 22 w/ BL1860B x2, Push-Drive: 25	w/ BL1860B x2, Self-Propelled: DLM480: - / DLM481: 23 w/ BL1860B x2, Push-Drive: 28
Sound Pressure Level	84 dB(A)	84 dB(A)
Sound Power Level	92 dB(A)	94 dB(A)
Vibration Level	2.5 m/s ² or less	2.5 m/s ² or less
Dimensions (L x W x H)	During Operation: 1,810 - 1,870 x 580 x 920 - 1,040 mm (71-1/4 - 73-5/8 x 22-7/8 x 36-1/4 - 41") When Stored (w/o Grass Box): 610 x 580 x 925 mm (24 x 22-3/4 x 36-3/8")	During Operation: 1,690 - 1,740 x 530 x 930 - 1,060 mm (66-1/2 - 68-1/2 x 20-7/8 x 36-5/8 - 41-3/4") When Stored (w/o Grass Box): 580 x 530 x 870 mm (22-7/8 x 20-7/8 x 34-1/4")
Net weight	DLM538: 25.5 - 28.0 kg (56.2 - 61.7 lbs.) DLM539: 27.9 - 30.4 kg (61.5 - 67.0 lbs.)	DLM480: 24.5 - 26.8 kg (54.0 - 59.1 lbs.) DLM481: 27.1 - 29.3 kg (59.7 - 64.6 lbs.)

Standard Equipment: Blade, Mulching Plug, Wrench, Rod, Battery, Charger

The weight may differ depending on the attachment(s), including the battery charger. The lightest and heaviest combination, according to EPTA-Procedure 01/2014, are shown in the table. Items of standard equipment and specifications may vary by country or area.

Makita Corporation

3-11-8 Sumiyoshi-cho, Anjo, Aichi, 446-8502 Japan

PRINTED IN JAPAN 202112



530 mm (21")

DLM538
DLM539 Self-Propelled



480 mm (18-7/8")

DLM480
DLM481 Self-Propelled





photo: DLM539

4 in 1 (Cutting/ Collecting/ Mulching/ Rear discharge)



photo: DLM480

Plastic Cutting Deck

allows for lightweight design to increase maneuverability in turns, preparation, storage and more.

Easier cutting height adjustment



- Easy-to-grip egg-shaped lever.
- Positioning grooves for the lever can be visually confirmed.

18v + 18v → 36v



Cutting width

DLM538 / DLM539

530mm

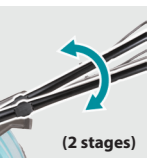
DLM480 / DLM481

480mm

Grass catcher with grass level indicator



Handle height adjustment



Each side of the handle can be locked/unlocked with just a single action without tool.

Large tires

enlarge the ground contact area to sustain higher performance in running over muddy or bumpy yard.


DLM538 / DLM539 / DLM480 / DLM481



Predecessor model



Higher mowing performance



The blade is designed so that it tilts towards the front side of the mower when attached, preventing double-cutting for reduced current consumption.



Optimum blade design for less rotational speed reduction of the blade

Improved grass collection efficiency



achieved by re-designing the inside of the deck to a streamlined shape

Water-resistant cutting deck



The inside is washable; however, self-propelled unit should be kept dry.

Self-propelled type (with suction power control)

DML539 / DLM481 only



• On/off switch lever for self-propelled function



• Self-propelled speed: 2.5-5.0km/h

Vertical storage



Compact storage of grass catcher allows for space-saving vertical storage



XPT



IPX4-rated water-resistance

Continuous run time on full battery charge (BL1860B x2)

	Self-Propelled	Collecting	Mulching	Rear discharge	Side discharge	self-propelled: 3.6km/h	push-drive
DLM538	—	✓	✓	✓	-	-	25 min
DLM539	✓	✓	✓	✓	-	22 min	25 min
DLM480	—	✓	✓	✓	-	-	28 min
DLM481	✓	✓	✓	✓	-	23 min	28 min